



DESCRIPTION

Current transformer to measure and/or protect high voltage up to 36 kV used for measurement instruments, meters, relays and other similar devices. Designed to be used indoors.

The active part is protected by brown insulation type E epoxy resin (in accordance with CEI 60085 standard).

It has great mechanical resistance and it is completely damp-, oil-, and dust-proof, and resists most chemical products.

It can be installed in any position.

MECHANICAL CHARACTERISTICS

- Tightening torque for the nuts and bolts:

M6 Terminals:	2.5 N.m	Earth terminal M8:	6 N.m
M12 Terminals:	20 N.m	Base fixings M10:	38 N.m
- Brass primary terminals and steel earth terminal.
- Sealable transparent polycarbonate secondary terminal cover.
- Iron base plate with passivated zinc coating, 5 mm thick.
- Approximate weight of device: 55 kg

CLASS AND BURDEN TABLE

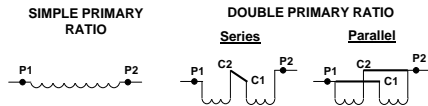
		MAXIMUM RATED BURDEN (VA) *				
		Class	80 In	100 In	150 In	200 In
1 secondary	Measurement	0.2	60	60	60	60
		0.2S	60	60	60	60
		0.5	60	60	60	60
	Protection	0.5S	60	60	60	60
		1	60	60	60	60
		5P5	60	60	60	60
2 secondaries	Measurement and Protection	5P10	60	60	60	60
		5P20	60	60	40	30
		0.2	50	50	30	15
		5P10	50	50	50	50
		0.2	50	50	30	15
		5P20	50	50	50	50
		0.2S	50	50	30	15
		5P10	50	50	50	50
		0.2S	50	50	30	15
	Measurement and Protection	5P20	50	50	50	50
		0.5	50	50	50	30
		5P10	50	50	50	50
		0.5	50	50	50	30
		5P20	50	50	50	50
		0.5S	50	50	50	30
		5P10	50	50	50	50
		0.5S	50	50	50	30
		5P20	50	50	50	50
Single primary ratio		Up to 1200 A		In < 600 A	In < 300 A	
Double primary ratio		Up to 2x600 A		In < 2x300 A	In < 2x150 A	

* Orientative values.

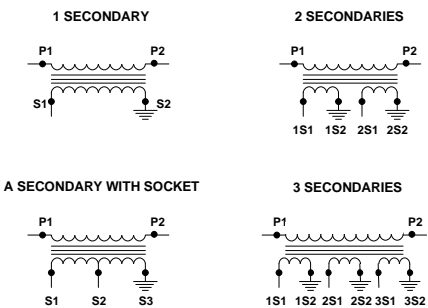
Upon request, other classes and ratios different from those in the table can be budgeted.

CONNECTIONS

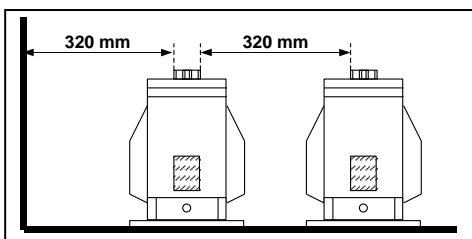
PRIMARY CONNECTIONS



SECONDARY CONNECTIONS



INSTALLATION DISTANCE



ELECTRICAL CHARACTERISTICS

		IEC 61869-1 and -2
Highest voltage for the material (U_m) (kV)		36
Maximum service voltage (kV)		36
Power frequency withstand voltage (kV)	Primary	70
	Secondary	3
Lightning impulse withstand voltage (peak value)		170
Primary assigned intensity (A)	Single ratio (I_{pn})	< 1200
	Double ratio (I_{pn})	< 600 - 1200
Secondary assigned intensity (I_{sn}) (A)		1 ó 5
Assigned frequency (f) (Hz)		50/60
Number of secondary winding		1, 2 ó 3
Short-circuit thermal current (I_{th}) (kA)		≤ 40
Assigned dynamic current (I_{dyn})		$2.5 I_{th}$

DIMENSIONS (mm)

